



**RNB**

GLOBAL UNIVERSITY

Educating stars for tomorrow

**User Manual (Screenshots) of RNB Global University –  
ERP & LMS**

**RNB GLOBAL UNIVERSITY**

RNB Global City, Ganganagar Road,  
Bikaner, Rajasthan 334601

# Working with ERP and LMS: Training for Faculty



Link For ERP and LMS

[rnbconnect.rnbglobal.edu.in](http://rnbconnect.rnbglobal.edu.in)



# Login Page



# Step 1: Login Page



Educating stars for tomorrow

Sign in

User Name

Password

[Forgot Your Password?](#)


Login



"Explore New Horizons"



After Login: Screen will appear as Shown Below.



Screen consist of five Major Categories:

- Dashboard
- LMS
- Website
- Email
- CMS



# Dashboard

- A dashboard is a user interface that presents information in a way that is easy to read and view.
- A dashboard is the area where faculties can view, update, edit and apply lots of activities such as follows:
  - Faculty can Edit or Update their Profile
  - Faculty can View the weekly Time Table
  - Faculty can Mark the Attendance
  - Faculty can Enter Marks Subject wise
  - Faculty can Apply Leave and On-duty leave Application
  - Faculty can Track the Periods
  - Faculty can View Calender
  - Faculty can Issuing books from the library
  - Faculty can Raising a ticket for any issues to be resolved
  - Faculty can View the faculty attendance logs

This is also known as Faculty Home Page.





# LMS

- LMS stands for Learning Management System
- This is the area where faculties upload their Contents: Class notes, Additional Reading Materials , Assignments, Practice Questions, Useful Video/Content Links and Others as per their subjects respectively.
- LMS facilitates the online feature so that students should submit their assignment at LMS only.
- Assignments, Presentations, Quiz, etc are evaluated through LMS to the students.
- Various Communities are created at LMS, where important notice are display.



## Website

- Website interface will connect with the university website link (<http://www.rnbglobal.edu.in/>)

## Email

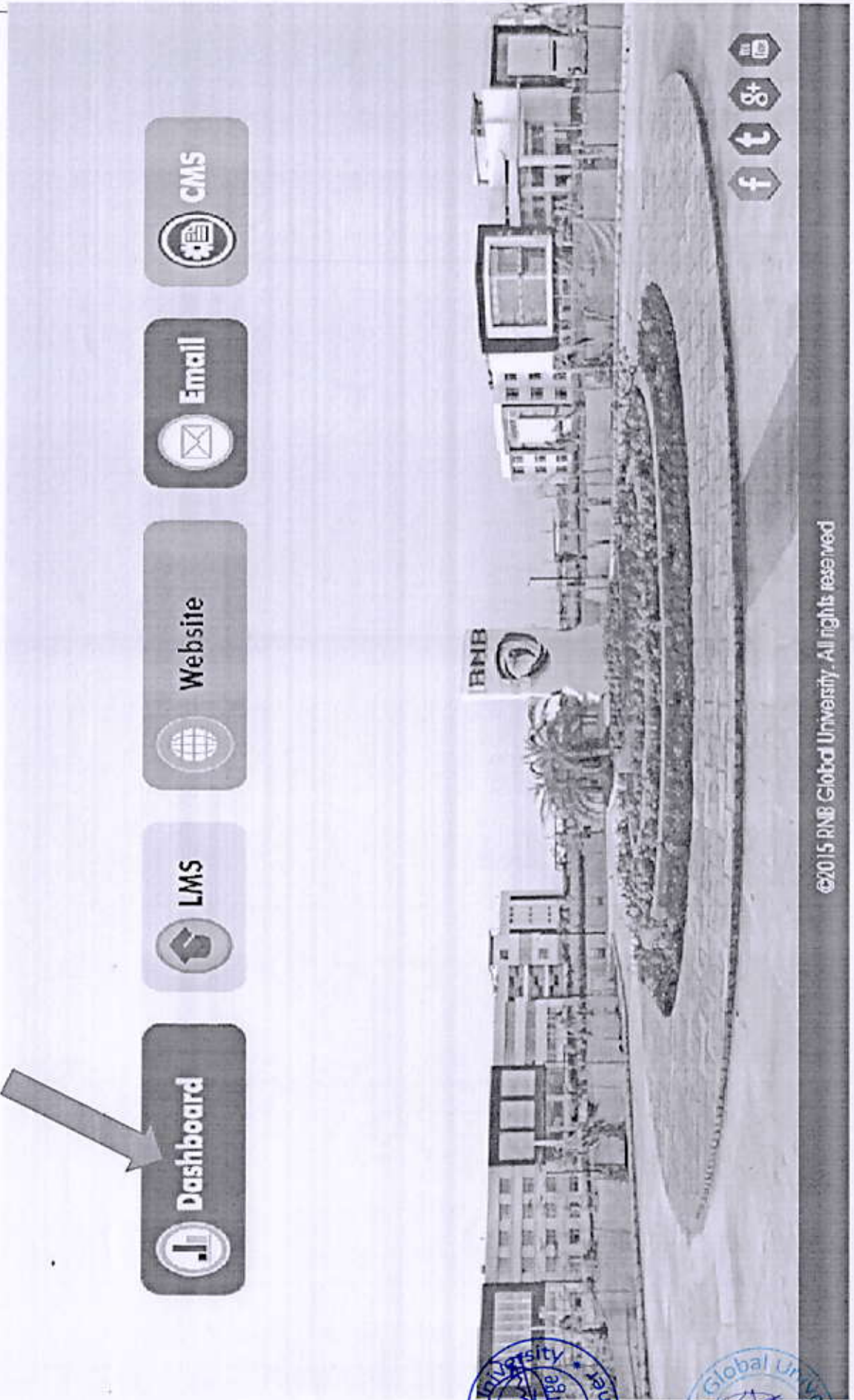
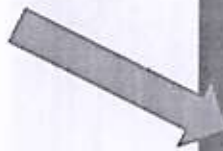
- Email interface will connect directly with the university RNB Gmail account.



## CMS

- CMS stands for Campus Management Solution.
- It is a comprehensive and integrated suite that offers a wide range of features to enhance their operational efficiency.
- The comprising modules (Fee, Admissions, Examination, Timetable, Academics and other support functions) are intelligently integrated to minimize effort of administration.

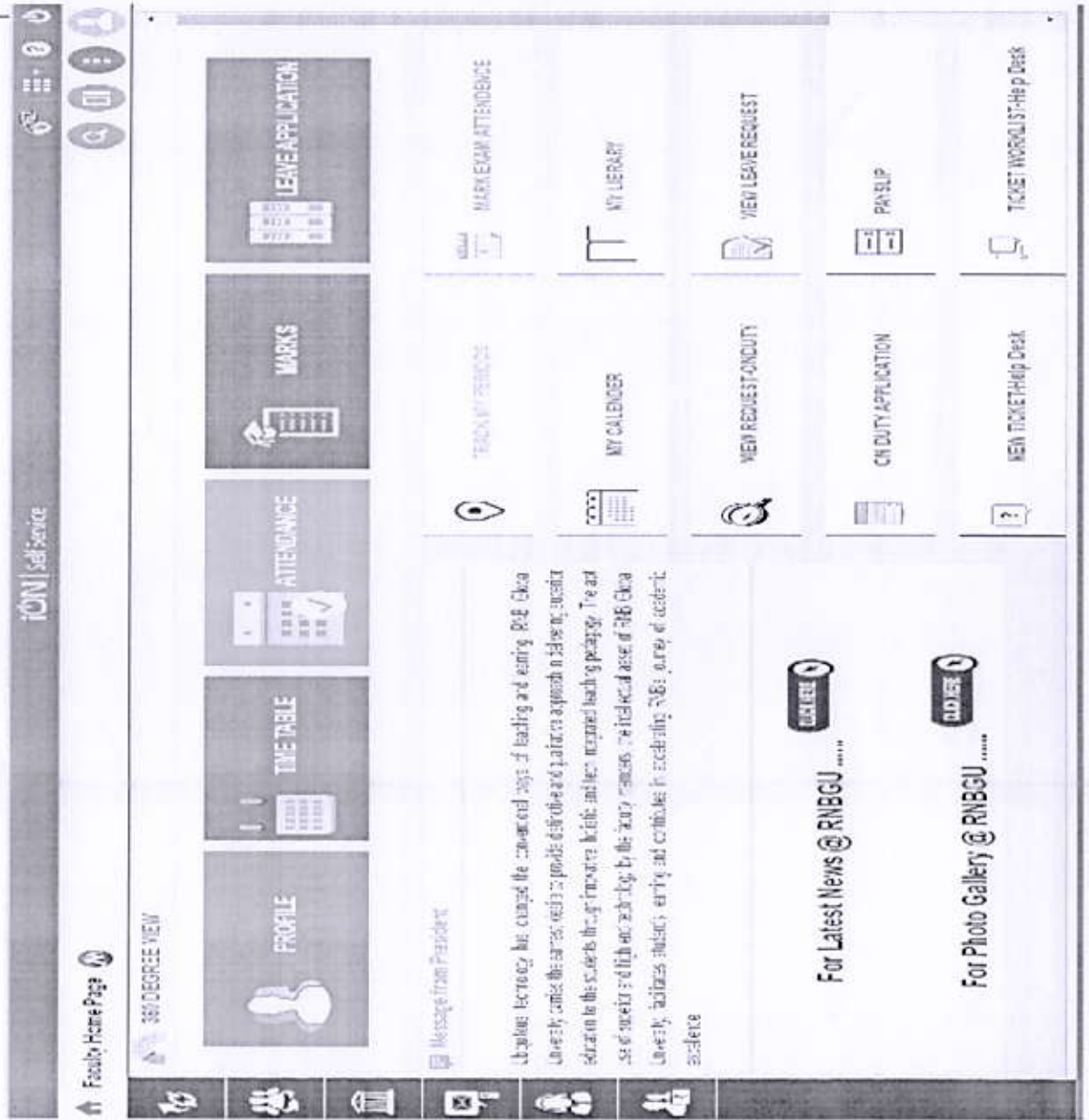




# Faculty Home Page

Faculty Home Page consist of five Major Categories:

- Profile
- Time Table
- Attendance
- Marks
- Leave Application



# Profile



# Click at Profile

**iON | Self Service**

**360 DEGREE VIEW**

**PROFILE**

**TIME TABLE**

**ATTENDANCE**

**MARKS**

**LEAVE APPLICATION**

Message from President

Ubiquitous technology has changed the conventional ways of teaching and learning. RNB Global University carries the earnest desire to provide distinctive and qualitative approach in delivering superior education to the students through innovative, holistic and technologically integrated teaching pedagogy. The advanced use of state-of-the-art and high-tech and technology by the faculty members, the intellectual asset of RNB Global University facilitates student's learning and contributes in accelerating RNB's journey of academic excellence.

**For Latest News @ RNBGU .....**

**For Photo Gallery @ RNBGU .....**

**TRACK MY PERIODS**

**MY CALENDER**

**VIEW REQUEST-ONDUTY**

**ON DUTY APPLICATION**

**MARK EXAM ATTENDANCE**

**MY LIBRARY**

**VIEW LEAVE REQUEST**

**PAYS LIP**

**TICKET WORKLIST-Help Desk**

**RNB Global University Bikaner**

# Click at Profile

- It will show the below information in detail:

➤ Personal Detail

➤ Official

➤ Location

The screenshot shows a web interface for 'iCNI self-service'. At the top, there is a navigation bar with 'Edit Profile' and a search icon. Below this is a sidebar menu with icons for Profile, Personal Detail, Contact Detail, Living Detail, Education Detail, Job Experience, Transition Detail, Reference, Training, Job Document, Transition, My Detail, My Detail, Performance History, Reason Detail, Discipline Action, and Award Detail. The main content area is divided into three sections: PERSONAL, OFFICIAL, and LOCATION. Each section contains a list of fields with their corresponding values.

Section	Field	Value
PERSONAL	Employee Number	10000000000000000000
	Employee Name	Rachita Sharma
	Mobile Number	
	Nationality	INDIA
	Gender	FEMALE
	Date of Birth	16/11/1985
OFFICIAL	Grade	ASSISTANT PROFESSOR
	Designation	ASSISTANT PROFESSOR
	Employee Category	REGULAR
	Department/Workshop	SCIENCE
LOCATION	Reporting Dept	SCIENCE
	Current Location	ASSISTANT PROFESSOR
	Location Joining Date	05-08-2015





# Attendance



# Click at Attendance

The screenshot displays the RNB Global University Self Service portal. At the top, there is a navigation bar with the text "iON | Self Service" and several utility icons. Below this, a row of menu items includes "Faculty Home Page", "360 DEGREE VIEW", "PROFILE", "TIME TABLE", "ATTENDANCE", "MARKS", and "LEAVE APPLICATION". A grey arrow points to the "ATTENDANCE" menu item. Below the menu items, there is a "Message from President" section with a paragraph of text. To the right, there is a grid of service tiles: "TRACK MY PERIODS", "MY CALENDER", "VIEW REQUEST-ONDUTY", "ON DUTY APPLICATION", "MARK EXAM ATTENDANCE", "MY LIBRARY", "VIEW LEAVE REQUEST", "PAYSLIP", and "TICKET WORKLIST-Help Desk". At the bottom, there are two buttons labeled "CLICK HERE" with arrows, one for "For Latest News @ RNBGU ....." and one for "For Photo Gallery @ RNBGU ....."

Faculty Home Page

iON | Self Service

360 DEGREE VIEW

PROFILE

TIME TABLE

ATTENDANCE

MARKS

LEAVE APPLICATION

Message from President

Ubiquitous technology has changed the conventional ways of teaching and learning. RNB Global University carries the earnest desire to provide distinctive and qualitative approach in delivering superior education to the students through innovative, holistic and tech integrated teaching pedagogy. The apt use of superior and high end technology by the faculty members, the intellectual asset of RNB Global University, facilitates students learning and contributes in accelerating RNB's journey of academic excellence.

For Latest News @ RNBGU ..... [CLICK HERE](#)

For Photo Gallery @ RNBGU ..... [CLICK HERE](#)

TRACK MY PERIODS

MY CALENDER

VIEW REQUEST-ONDUTY

ON DUTY APPLICATION

MARK EXAM ATTENDANCE

MY LIBRARY

VIEW LEAVE REQUEST

PAYSLIP

TICKET WORKLIST-Help Desk

NEW TICKET-Help Desk



# Example: Attendance Uploading

Firstly Enter Date and then Click Search

Button

The screenshot shows the 'iGN Self Service' interface for marking attendance. At the top, there are navigation icons and a search bar. Below the search bar, there are two date fields: '\* From Date:' and '\* To Date:'. The 'From Date' field is currently set to '02-11-2015' and has a calendar icon next to it. The 'To Date' field is set to '08-11-2015'. Below these fields are buttons for 'Search', 'Reset', and 'Save filter'. A 'Modify Search' dropdown menu is also visible. The main area is a 'TIME TABLE VIEW' grid. The grid has columns for dates and time slots. The dates shown are '02-11-2015 (Mon)', '03-11-2015 (Tue)', and '04-11-2015 (Wed)'. The time slots are '11:00-12:00', '12:00-13:00', '13:00-14:00', '14:00-15:00', '15:00-16:00', and '16:00-17:00'. The grid cells contain either 'Free' or a course ID like '11002000' or '13000200'. Two arrows labeled '1' and '2' point to the 'From Date' field and the 'Search' button respectively.

DATE - TIME	11:00-12:00	12:00-13:00	13:00-14:00	14:00-15:00	15:00-16:00	16:00-17:00
02-11-2015 (Mon)	Free	Free	Free	Free	Free	Free
03-11-2015 (Tue)	Free	Free	Free	Free	Free	Free
04-11-2015 (Wed)	Free	Free	Free	Free	Free	Free



# Click at Particular Slot for Uploading Attendance

**TIME TABLE VIEW**

DATE - TIME	9:00-10:00	10:00-11:00	11:00-12:00	12:00-13:00	13:00-14:00	14:00-15:00	15:00-16:00	16:00-17:00
01-11-2015 (Sun)	Sunday							
02-11-2015 (Mon)	Free	Free	Free	Free	Free	Free	Free	Free
03-11-2015 (Tue)	Free	Free	Free	Free	Free	Free	Free	Free
04-11-2015 (Wed)	Free	Free	Free	Free	Free	Free	Free	Free
05-11-2015 (Thu)	Free	Free	Free	Free	Free	Free	Free	Free
06-11-2015 (Fri)	Free	Free	Free	Free	Free	Free	Free	Free

Slot: SCHOOL OF COMMERCE AND MANAGEMENT  
 Batch: 5 COP (MINS.) 2015  
 Sem: SEMESTER - 1 - 1  
 Class: CLASS - 1 - 1  
 Subject: FUNDAMENTAL OF COMPUTER APPLICATION-  
 Activity: LECTURE-  
 Room: -  
 Group: -  
 Time: 11:05:11

Copyright © 2016 Tata Consultancy Services. Terms of Use | Privacy Policy | Version 9.01.00.01

PREVIOUS

TIME TABLE VIEW

NEXT

DATE - TIME	9:00-10:00	10:00-11:00	11:00-12:00	12:00-13:00	13:00-14:00	14:00-15:00	15:00-16:00	16:00-17:00
01-11-2015 (Sun)	Sunday							
02-11-2015 (Mon)								
03-11-2015 (Tue)	<input type="checkbox"/> 1100200							
04-11-2015 (Wed)	Free		<input type="checkbox"/> 1E00200				Free	
05-11-2015 (Thu)	Free	<input type="checkbox"/> 1E00200					Free	
06-11-2015 (Fri)	Free		<input type="checkbox"/> 1E00200	<input type="checkbox"/> 1E00200			Free	Free

**Period Details** Close X

Details of Period: **WEDNESDAY 04-11-2015** Combined Class  Mark Attendance Separately

Actions	Subject	Subject Code	Activity Name	Group Name	Time
View   Update	FUNDAMENTALS OF COMPUTER APPLICATION	1100200	LECTURE	.....	1:05-12:30



# Attendance Sheet

Total No. of students : 19

Total Present : 18

Total Absent : 1

Mark Period Conducted ?

## Attendance Sheet

--Select One--

Roll No	<input checked="" type="checkbox"/> Is Present	Registration No	Student Name	Leave Type	Remarks
BATCH : MBA (HUMAN RESOURCE MANAGEMENT) 2015					
15114010	<input checked="" type="checkbox"/>	RIE00151012	RAJESH K VAS	--Select One--	CLASS : Class - 2 - 1
15114011	<input checked="" type="checkbox"/>	RIE00151013	VAITHI RATHI	--Select One--	
BATCH : MBA (HOSPITAL AND HEALTH CARE MANAGEMENT) 2015					
15114012	<input checked="" type="checkbox"/>	RIE00151017	KANU RAJYASAI	--Select One--	CLASS : Class - 2 - 1
BATCH : MBA (MARKETING AND SALES) 2015					
15114013	<input checked="" type="checkbox"/>	RIE00151018	VENKAT SARKAR	--Select One--	CLASS : Class - 2 - 1
15114014	<input checked="" type="checkbox"/>	RIE00151019	SEETHAVID SAIKH	--Select One--	

1

2



# Attendance Saved Successfully

↑ Mark Attendance



Search (\* Required Fields)

\* From Date:

\* To Date:

Filters: Seed

Search Revert Save Filter

✓ Attendance Saved Successful ✕

(Please Click on the Arrows to edit the Period desk and Mark Attendance)

DATE - TIME	9:00-10:00	10:00-11:00	11:00-12:00	12:00-13:00	13:00-14:00	14:00-15:00	15:00-16:00	16:00-17:00
01-02-2016 (Mon)								
02-02-2016 (Tue)								
03-02-2016 (Wed)		Free						

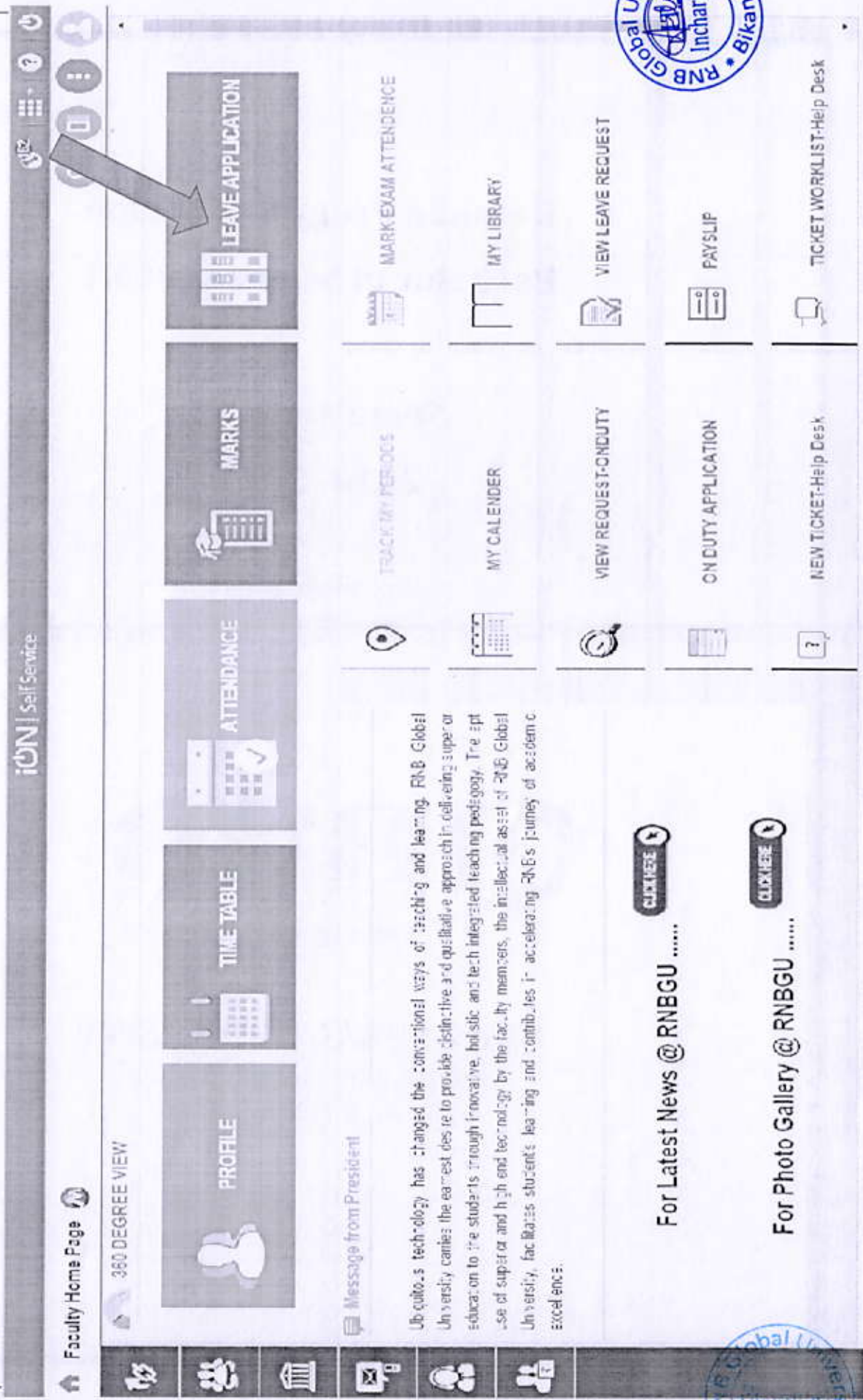


# Leave Application





# Click at Leave Application



iGN | Self Service

Faculty Home Page

360 DEGREE VIEW

- PROFILE
- TIME TABLE
- ATTENDANCE
- MARKS
- LEAVE APPLICATION

Message from President

Ubiquitous technology has changed the conventional ways of teaching and learning. RNB Global University carries the earnest desire to provide distinctive and qualitative approach in delivering superior education to the students through innovative, holistic and tech integrated teaching pedagogy. The apt use of superior and high end technology by the faculty members, the intellectual asset of RNB Global University, facilitates students learning and contributes in accelerating RNB's journey of academic excellence.

[CLICK HERE](#)  
For Latest News @ RNBGU .....

[CLICK HERE](#)  
For Photo Gallery @ RNBGU .....



# Leave Application Window

IGN Self Service

Leave Application

+ Create Q Search X Delete

\* Employee Number: EVFREG000000031

Employee Name: Reekha Sharma

Employee Status: A



Designation: ASSISTANT PROFESSOR

Grade: Assistant Professor

Location: RNB GLOBAL UNIVERSITY

Employee Category: NT

Employee Type: Regular

Job Type: Professor

Department: ACADEMICS

Reporting Head: Dr. Sun Kumar Roy

Phone No: Not Available

Leave Application Details

\* Leave Type: P

\* Selected date (s):

April 2016 0 Days

SU	MO	TU	WE	TH	FR	SA
3	4	5	6	7	8	9
10	11	12	13	14	15	16
17	18	19	20	21	22	23

\* STATUS

\* Date Applied: 31-Apr-2016

\* Full case

\* Access: AC 133 - A1:Self-Golf Link

\* Delegation Of Responsibility



# Example: To Apply Leave Application

- Step1: Select Date
- Step2: Write Purpose
- Step3: Click at Save

ION | SelfService

Department: ACADEMICS      Reporting Head: D. Santhara Fy      Print No: Not Available

Leave Application

Leave Application Details

Leave Type:       Purpose:

Selected date: 01/04/2016      1 Day      Approved      11/04/2016

01	02	03	04	05	06	07	08	09	10	11	12	13	14	15	16	17	18	19	20	21	22	23	24	25	26	27	28	29	30
----	----	----	----	----	----	----	----	----	----	----	----	----	----	----	----	----	----	----	----	----	----	----	----	----	----	----	----	----	----

Save      Cancel

RNB Global University Registrar Bikaner

# My Library



# Click at My Library

The screenshot displays the user interface of the RNB Global University portal. At the top, there is a navigation bar with the text "iGNI Self Service" and a "Faculty Home Page" link. Below this, a row of icons represents various services: Home, Library, Academic, Mail, and Profile. The main content area features a grid of service tiles: "360 DEGREE VIEW", "PROFILE", "TIME TABLE", "ATTENDANCE", "MARKS", and "LEAVE APPLICATION". A grey arrow points from the "LEAVE APPLICATION" tile to the "MY LIBRARY" tile in the second row of the grid. The second row also includes "MARK EXAM ATTENDANCE" and "MY CALENDER". Below the grid, there is a "Message from President" section with a paragraph of text. At the bottom, there are two promotional banners: "For Latest News @ RNBGU ....." and "For Photo Gallery @ RNBGU .....", each with a "CLICK HERE" button. The footer contains a navigation bar with icons for Home, Library, Academic, Mail, and Profile, and a circular stamp of the Registrar, RNB Global University, Bikaner. A blue circular stamp of the RNB Global University Incharge, Bikaner, is also visible in the top right corner.

Faculty Home Page

iGNI Self Service

360 DEGREE VIEW

PROFILE

TIME TABLE

ATTENDANCE

MARKS

LEAVE APPLICATION

MARK EXAM ATTENDANCE

MY LIBRARY

MY CALENDER

VIEW REQUEST-ONDUTY

ON DUTY APPLICATION

VIEW LEAVE REQUEST

PAYSLIP

TICKET WORKLIST-Help Desk

NEW TICKET-Help Desk

Message from President

Ubiquitous technology has changed the conventions: ways of teaching and learning. RNB Global University carries the earnest desire to provide distinctive and qualitative approach in delivering superior education to the students through innovative, holistic, and tech-integrated teaching pedagogy. The apt use of superior and high end technology by the faculty members, the intellectual asset of RNB Global University, facilitates student's learning and contributes in accelerating RNB's journey of academic excellence.

For Latest News @ RNBGU ..... [CLICK HERE](#)

For Photo Gallery @ RNBGU ..... [CLICK HERE](#)

RNB Global University Registrar Bikaner

RNB Global University Incharge Bikaner

## Example: Reserve Books

- Write the keyword in Title Box then click at Search Button

The screenshot displays the iON Self Service library portal. At the top, there are navigation icons and a search bar. Below the navigation bar, there are four main sections: Issued Items (0/5), Reserved Items (2/5), Library Fine (₹ 0), and Suggestions (0). The main content area shows search results for 'Java' with columns for Title, Barcode, Accession No., Item Type, Author, Issue Date, Due Date, Renewal Date, Fine, Status, and Action. The results table is empty, with a message 'There are no records to display.' Below the table, there is a 'Catalog Search' section with a search bar containing 'Java' and a 'Q Search' button. The search bar is highlighted with a red circle and an arrow labeled '1'. The 'Q Search' button is highlighted with a red circle and an arrow labeled '2'. The page footer contains the PNB Global University Bikaner logo.

# Go to Action and Click at Reserve

My Library

ION | Self Service

Issued Items 0/5

Reserved Items 2/5

Library Fine ₹ 0

Suggestions 0

View Below

Catalog Listing: 12 Items Found

Title	Sub-Title	Item Type	Author	Publisher	Volume	Primary Subject Index	Available Copies	Available By	Action
Head First Java	...	BOOK	Sierra, Kathy/Sava, Bert	Stratford Publisher	...	...	1	Available	
Java 450/96 Program	...	BOOK	Paul Deitel/Detel, Harvey	PH Learning Men...	...	...	2	Available	
Java The complete Reference	...	BOOK	Schilt, Herbert	Tata McGraw Hill	...	...	4	Available	
Java The complete Reference	...	BOOK	Deitel, Paul/Deitel, Harv	PH Learning Priv	...	...	2	Available	
HTML JavaServer DHTML and PHP	Web enable commerca...	CD-R/DVD	Beyrass, Niaz	SPB Publication II...	...	...	1	Available	
Java 2 The complete reference	...	BOOK	Schilt, Herbert	McGraw Hill Highl...	...	...	4	Available	
HTML JavaScript, DHTML and P	Web enable commerca...	BOOK	Beyrass, Niaz	SPB Publication II...	...	...	1	Available	
Programming with Java & PHP	...	BOOK	Beigun, Sanyal, E	McGraw Hill Highl...	...	...	4	Available	
Thinking in Java for Java SE5.8	The definitive introduction...	BOOK	Eckel, Bruce	Pearson Publicatio...	...	...	2	Available	
Core Java Volume 1 Foundation	...	BOOK	Horstmann, Cay S./Cot...	Pearson Publicatio...	...	...	4	Available	

Page 1 of 1

First Previous Page 1 Next Last

# On Duty Application





# Click at On Duty Application



iON | Self Service

Faculty Home Page

360 DEGREE VIEW

Navigation menu with icons and labels:

- PROFILE
- TIME TABLE
- ATTENDANCE
- MARKS
- LEAVE APPLICATION

Message from President:

Ubiquitous technology has changed the conventional ways of teaching and learning. RNB Global University carries the earnest desire to provide a distinctive and qualitative approach in delivering superior education to the students through innovative, holistic and tech integrated teaching pedagogy. The apt use of superior and high end technology by the faculty members, the Intellectual asset of RNB Global University, facilitates student's learning and contributes in accelerating RNB's journey of academic excellence.

For Latest News @ RNBGU .....

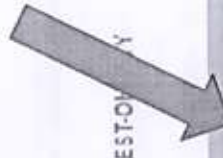


For Photo Gallery @ RNBGU .....



Main navigation menu with icons and labels:

- TRACK MY PERIODS
- MARK EXAM ATTENDANCE
- MY CALENDER
- MY LIBRARY
- VIEW REQUEST ON DUTY
- VIEW LEAVE REQUEST
- ON DUTY APPLICATION
- PAYSLIP
- NEW TICKET- Help Desk
- TICKET WORKLIST- Help Desk



# Example: Apply On Duty Application

Enter the following it

- On Duty Type
- Task Description
- On Duty From Date
- On Duty To Date
- Upload File( if appli

Now Click at Save Bu

ION Self Service

Employee Name: E19660170037

Employee ID: E19660170037

Employee Status: Active

Employee Type: Regular

Employee Grade: SABIN P. 001

Employee Location: BIC 002, BICEST

Employee Job Type: Regular

Employee Profile: Academy

Applicator Details

On Duty Type: On Duty

From Date: 12-Apr-2015

To Date: 16-May-2016

Specify

Create Attachment

Upload Attachment

Save

# Faculty Attendance



# Click at Faculty Attendance

The screenshot displays the iON Self Service mobile application interface. At the top, a navigation bar includes a home icon, a search icon, and a user profile icon. Below this, a header section contains the text "iON Self Service" and a series of icons for "PROFILE", "ATTENDANCE", "MY CALENDAR", "MARKS", and "COMMUNICATION".

The main content area is divided into several sections:

- Message from President:** A section with a message icon and a paragraph of text: "Ubiquitous technology has changed the conventional ways of teaching and learning. RNB Global University carries the earnest desire to provide a distinctive and qualitative approach in delivering superior education to the students through innovative, holistic and tech-integrated teaching pedagogy. The application of superior and high-end technology by the faculty members, the intellectual asset of RNB Global University, facilitates student's learning and contributes in accelerating RNB's journey of academic excellence."
- For Latest News @ RNBGU .....:** A section with a "CLICK HERE" button.
- For Photo Gallery @ RNBGU .....:** A section with a "CLICK HERE" button.
- MY WORKLIST:** A section with a circular icon containing a list of items.

Below these sections is a grid of service tiles:

- TRACK MY PERIODS:** Icon of a location pin.
- MY CALENDER:** Icon of a calendar.
- VIEW REQUEST-ONDUTY:** Icon of a magnifying glass.
- ON DUTY APPLICATION:** Icon of a document.
- NEW TICKET-Help Desk:** Icon of a question mark.
- MARK EXAM ATTENDANCE:** Icon of a document with a checkmark.
- MY LIBRARY:** Icon of an open book.
- VIEW LEAVE REQUEST:** Icon of a document with a checkmark.
- PAYSLIP:** Icon of a document with a checkmark.
- TICKET WORKLIST-Help Desk:** Icon of a document with a question mark.

At the bottom of the screen, there are three circular icons: "Faculty Attendance" (with a red arrow pointing to it), "Communicator", and another icon.

Two circular stamps are visible: one at the top right for "RNB Global University Incharge Bikaner" and one at the bottom right for "RNB Global University Bikaner".

# Attendance

Click at Search

Employee Swipe Access Logs

Employee No: EMPREG0000000031

From Date: [Calendar Icon]

Employee Name: Reshe Shattra

To Date: [Calendar Icon]

Search Reset

RNB Global University Registrar Bikaner

# View Attendance Record

iON | Self Service

Employee Swipe Access Logs

Create Search Delete

1 of 1

Select Criteria

Employee No: EMFRE0002000031

Employee Name: Reecha Sharma

From Date: 01-Mar-2016

To Date: 02-Apr-2016

Hide Search

Search

Reset

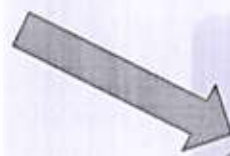
Employee Name	Swipe Date	Swipe Date	First In	Last Out	Swipe History	Net Worked Hours	Total Break Hours	Total Worked Hours
Reecha Sharma # EMPRE0002000031, ASSISTANT PROFESSOR	31-Mar-2016	31-Mar-2016	08:53:48	08:53:48	28:53:48-In	0:00	0:00	00:00
Reecha Sharma # EMPRE0002000031, ASSISTANT PROFESSOR	31-Mar-2016	31-Mar-2016	09:03:46	17:04:43	29:03:46-In, 17:04:43-	0:00	0:00	08:00
Reecha Sharma # EMPRE0002000031, ASSISTANT PROFESSOR	31-Mar-2016	31-Mar-2016	08:53:24	17:06:14	28:53:24-In, 17:06:14-	0:12	0:00	08:12
Reecha Sharma # EMPRE0002000031, ASSISTANT PROFESSOR	30-Mar-2016	30-Mar-2016	09:05:55	17:05:00	29:05:55-In, 17:05:00-	0:59	0:00	07:59
Reecha Sharma # EMPRE0002000031, ASSISTANT PROFESSOR	29-Mar-2016	29-Mar-2016	08:58:12	17:04:43	28:58:12-In, 17:04:43-	0:06	0:00	08:00



# LMS: CONTENT UPLOADING



# Click at LMS



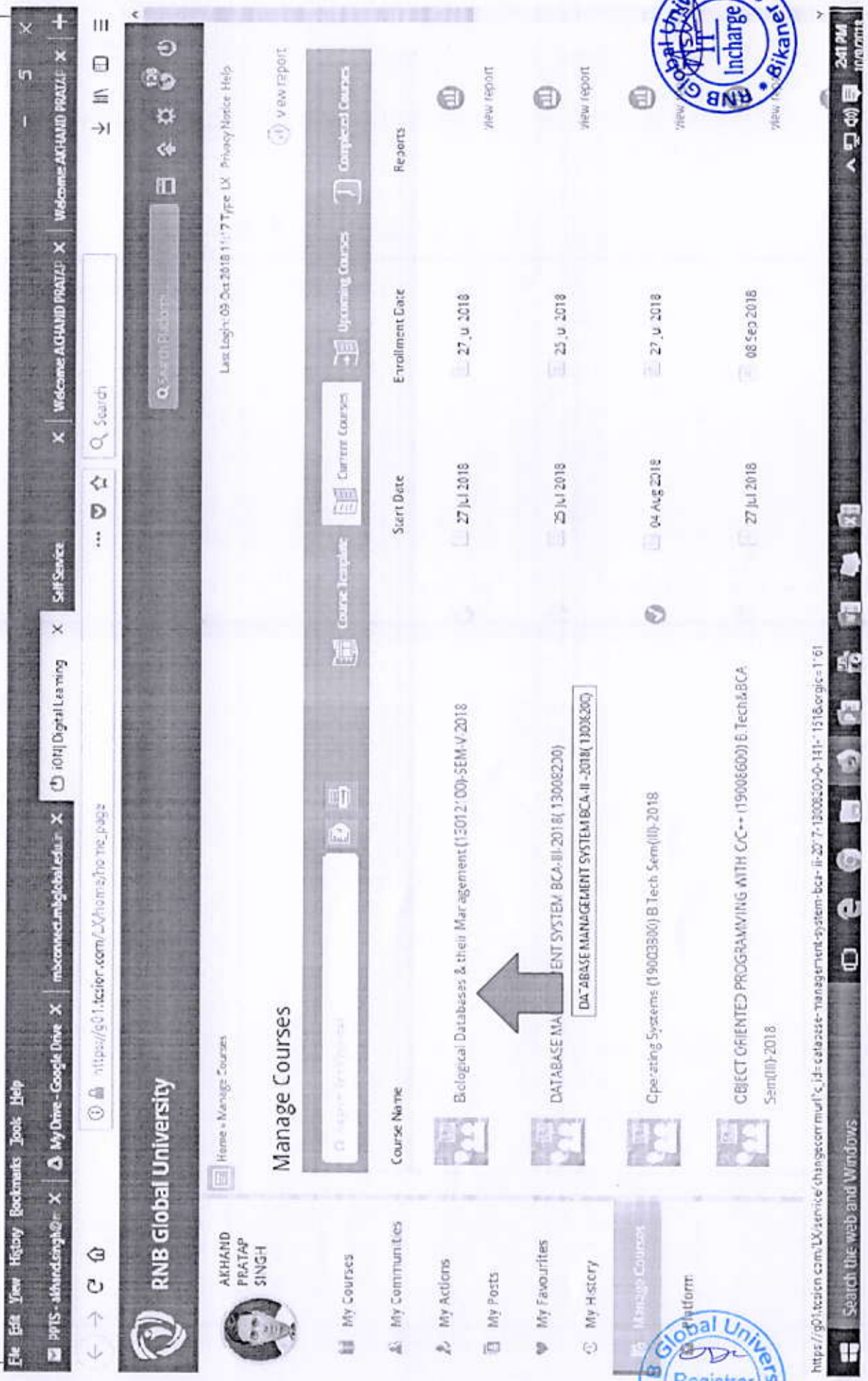
- Dashboard
- LMS
- Website
- Email
- CMS







# Click at Manage Courses



The screenshot shows the 'Manage Courses' interface of RNB Global University. At the top, there is a navigation bar with the university logo and name. Below this, a user profile for AKHAND PRATAP SINGH is visible. The main content area is a table of courses with columns for Course Name, Start Date, Enrollment Date, and Reports. A large grey arrow points to the 'DATABASE MANAGEMENT SYSTEM BCA-II-2018(13008200)' course. The browser's address bar shows the URL 'https://g01.tcsion.com/LX/home/home\_page'. The Windows taskbar at the bottom shows the time as 2:41 PM on 10/11/2018.

Course Name	Start Date	Enrollment Date	Reports
Biological Databases & their Mar agement (15012100)-SEM-V-2018	27 Jul 2018	27 Jul 2018	<a href="#">View report</a>
<b>DATABASE MANAGEMENT SYSTEM BCA-II-2018(13008200)</b>	25 Jul 2018	25 Jul 2018	<a href="#">View report</a>
Operating Systems (19003300) B.Tech Sem(III)-2018	04 Aug 2018	27 Jul 2018	<a href="#">View report</a>
OBJECT ORIENTED PROGRAMMING WITH C/C++ (19008600) B.Tech&BCA Sem(III)-2018	27 Jul 2018	08 Sep 2018	<a href="#">View report</a>



### Biological Databases & their Management (13012100)-SEM-V-2018

Course Batch

Course content is now available at your convenience, participate and compete to enhance your skills...

- Manage
- Calendar
- Course details
- Syllabus
- Content
- Delivery Controls
- Activities
- Grades
- Participants
- Activity Domain
- Reports

#### + Course Content & Activities

Course Type: Regular  
Start: 17 Jul 2018 End: 23 Jun 2019 3 months left  
view report Mark as Complete

#### + Discussions



AKHAND PRATAP SINGH

- My Courses
- My Communities
- My Actions
- My Posts
- My Favourites
- My History

Manage Courses



View All members

10 Members

RNB GL Adm  
TANDRA VAIS

# Content

There are six types of content to be uploaded:

- Type 1: Class Notes
- Type 2: Additional Reading Materials
- Type 3: Assignments
- Type 4: Practice Questions/Assignments
- Type 5: Useful Video/Content Links
- Type 6: Others



# Steps for Uploading the Content

- Design the Syllabus
- Upload the Content
- Scheduling



# Example: Uploading Content



Select All

Delete

Course Calendar

2015 <<< Mar 2015 >>> 2016						
S	M	T	W	T	F	S
25	29	1	2	3	4	5
6	7	8	9	10	11	12
13	14	15	16	17	18	19
20	21	22	23	24	25	26
27	28	29	30	31	1	2

Recent activities

Topic	Class Notes
1.1.1	1.1.1C: 5 Types of operating system
1.1.2	1.1.2C: 5 MS DOS Internal Commands
1.1.3	1.1.3C: 5 Practical Implementing Dos internal Commands
1.1.4	1.1.4C: 5 Introduction to Exe. 2013
1.1.5	1.1.5C: 5 MS Dos External Commands and Windows 7
1.1.6	1.1.6C: 5 MS Word Practice, Jit
1.1.7	1.1.7C: 5 MS EXCEL Basics
1.1.8	1.1.8C: 5 MS Excel 2013 Exercise
1.1.9	1.1.9C: 5 Formula in Excel 2013
1.1.10	1.1.10C: 5 Class Test Second
1.1.11	1.1.11C: 15 Introduction to UML
1.1.12	1.1.12C: 15 Functions in Excel 2013
1.1.13	1.1.13C: 15 Sorting, Filtering, Charts in Excel 2013
1.1.14	1.1.14C: 15 UML components and Commands
1.1.15	1.1.15C: 15 Introduction to UML

Exit Content Position



# Design Syllabus

Preview Course

FUNDAMENTALS OF COMPUTER APPLICATION (3000200) B.COM. HONS...

Content Delivery Control

Syllabus

Save Select All

Set the Levels

Add Unit

Add Instructor's

Delete

Course Calendar

Mar 2016						
S	M	T	W	T	F	S
28	29	1	2	3	4	5
6	7	8	9	10	11	12
13	14	15	16	17	18	19
20	21	22	23	24	25	26
27	28	29	30	31	1	2

Recent activities

- Topic-1 - Class Notes
- 1.1 - 27.10.15 Types of operating system
- 1.2 - 12.10.15 MS DOS Internal Commands
- 1.3 - 15.10.15 Practical implementing Dos internal Commands
- 1.4 - 16.10.15 Introduction to Excel 2013
- 1.5 - 20.10.15 MS Dos External Commands and Windows 7
- 1.6 - 23.10.15 MS Word Practical List
- 1.7 - 24.10.15 MS EXCEL Tests
- 1.8 - 27.10.15 MS Excel 2013 Slide vide
- 1.9 - 28.10.15 Formulas in Excel- 2015
- 1.10 - 22.10.15 Class Test Second
- 1.11 - 02.11.15 introduction to JMS
- 1.12 - 03.11.15 Functions in Excel- 2013
- 1.13 - 04.11.15 Sorting, Filtering, Charts in Excel 2013
- 1.14 - 05.11.15 JMS components and Commands
- 1.15 - 05.11.15 introduction to MS Power point 2013
- 1.16 - 15.11.15 Transitions in Power Point 2013
- 1.17 - 21.11.15 SlideShow transitions in Power Point 2013



Save Unsaved details Select All

Delete

Define Levels

Add Unit

Add Instructor's

Topic - I Class Notes

1.1 - 07-10-15 Types of operating system

1.2 - 12-10-15 MS DOS Internal Commands

1.3 - 15-10-15 Practical Implementing Dos Internal Commands

1.4 - 16-10-15 Introduction to Excel 2015

1.5 - 20-10-15 MS Dos Escernal Commands and Windows 7

1.6 - 25-10-15 MS Word Practical List

1.7 - 24-10-15 MS EXCEL Basics

1.8 - 27-10-15 MS Excel 2015 Exercise

1.9 - 26-10-15 Formulas in Excel 2013

1.10 - 30-10-15 Class Test Second

1.11 - 02-11-15 Introduction to UNDO

1.12 - 03-11-15 Functions in Excel 2015

1.13 - 04-11-15 Sorting, Filtering, Charts in Excel 2013

1.14 - 06-11-15 UNX, computers and Commands

1.15 - 08-11-15 Introduction to MS Power point 2013

1.16 - 16-11-15 Transitions in Power Point 2013

Course Calendar

2015 << Mar 2016 >> 2017

S	M	T	W	T	F	S
28	29	1	2	3	4	5
6	7	8	9	10	11	12
13	14	15	16	17	18	19
20	21	22	23	24	25	26
27	28	29	30	31	1	2

Recent activities





Unsaved data

Select All

Delete

Add Instructors

Add Unit

Define Levels

1.01 24.11.15 Class Test 4

1.04 26.11.15 Exercise at MS Power Point

1.05 27.11.15 Exercise at MS Excel

1.06 30.11.15 Video inserting in Power Point

01.12.15 Revision Questions for Unit 1

02.12.15 Revision Questions

03.12.15 Inserting Audio in PPT

04.12.15 Revision Questions

05.12.15

06.12.15

07.12.15

08.12.15

20.12.15 Part 2 MS DCS

20.12.15 Refer for MS DCS

24.12.15 Complete PPT at MS Excel 2015

25.12.15 Refer Book Computer Fundamentals

Topic - 3 Assignments

Topic - 4 - Others

Course Calendar

2015 <<	Mar 2016	>> 2017				
S	M	T	W	T	F	S
28	29	1	2	3	4	5
6	7	8	9	10	11	12
13	14	15	16	17	18	19
20	21	22	23	24	25	26
27	28	29	30	31	1	2

Recent activities





# Content

ION | Learning Exchange - Google Chrome

https://g01.tcsion.com/LX/content/schedule\_sequence\_course?current\_community\_id=fundamental-of-computer-application-bccm-hons-2015&tab=tab2

RNB Global University

Syllabus Content Delivery Control FUNDAMENTALS OF COMPUTER APPLICATION(13000200) B.COM, HONS...

Review Course

Select All

Delete

- 1.01: 06:10:15
- 1.02: 04:11: 5 Class Test 4
- 1.03: 06:11: 5 Etc etc at MS Power Point
- 1.04: 07:11: 5 Etc etc at MS Excel
- 1.05: 08:11: 5 Video-Inserting in Power Point
- 1.06: 09:12: 5 Revisor Questions for Unit 1
- 1.07: 10:12: 5 Revisor Questions
- 1.08: 11:03:12: 5 Inserting Audio in PPT
- 1.09: 12:04:12: 5 Revisor Questions
- 1.10: 13:05:12: 5 Revisor Questions
- 1.11: 14:07:12:15 Excel Sheet: Working
- 1.12: Additional Reading Material
- 2.1: 15:00:12: 0:15 Part 1: Operating System
- 2.2: 16:00:20: 0:15 Part 2 MS DOS
- 2.3: 17:00:20: 0:15 Refer: for MS DOS
- 2.4: 18:00:24: 1:15 Complete PPT at MS Excel 2013

Course Calendar

2015 <<	Mar 2016	>>	2017			
S	M	T	W	T	F	S
08	09	1	2	3	4	5
6	7	8	9	10	11	12
13	14	15	16	17	18	19
20	21	22	23	24	25	26
27	28	29	30	31	1	2

Recent activities



Add Content



https://g01.tcsion.com/LX/content/schedule\_sequence\_course?current\_community\_id=fundamental-of-computer-application-bccm-hons-2015&tab=tab2#logo

Select All

- 1:00 04.12.15 Revision Questions
- 1:40 05.12.15 Revision Questions
- 1:40 07.12.15 Excel Sheet Working

Choose An Option

Write Content:  Upload a file  Select from Repository  Upload SCORM Package  Upload a .zip file  Help Content Media

Choose File To Be Uploaded:

Select file

Allow Download?

Yes  No

For formats which cannot be viewed on browser, system will give an option to download and view, even if you select the "Allow download" option as "No" (ex Formats: .doc, .xls, .ppt, .etc)

Save Cancel

Details

Course Calendar

2015 <<	Mar 2016	>> 2017				
S	T	W	T	F	S	
28	29	1	2	3	4	5
6	7	8	9	10	11	12
13	14	15	16	17	18	19
20	21	22	23	24	25	26
27	28	29	30	31	1	2

Recent activities



# Activate and Share

ION | Learning Exchange - Google Chrome  
 https://g01.tcsion.com/LX/content/sequence\_course?current\_community\_id=fundamental-of-computer-application-bcom-hons-2015&tab=tab3

**RNB Global University**

**FUNDAMENTALS OF COMPUTER APPLICATION(13000200) B.COM HONS...**

Syllabus Content Delivery Control Activities Sessions Syic Data Add Prerequisite

1.20 22.09.15 Exercise at MS Word Cover Page

1.27 26.09.15 Presentation at RNB Mail Account and Google Drive

1.26 29.09.15

1.28 01.10.15

1.30 03.10.15 Introduction and Function of Operating System

1.31 05.10.15 Properties of Operating System

1.32 06.10.15

1.33 24.11.15 Class Test 4

1.34 26.11.15 Exercise at MS Power Point

1.35 27.11.15 Exercise at MS Excel

1.36 30.11.15 Video Inserting in Power Point

1.37 01.12.15 Revision Questions for Unit 1

1.38 02.12.15 Revision Questions

1.39 03.12.15 Inserting Audio in PPT

1.40 04.12.15 Revision Questions

1.41 05.12.15 Revision Questions

1.42 07.12.15 Excel Sheet Working

Topic 2 Additional Reading Material

2.1 12.01.15 Part 1 Operating System

Share & Schedule

Active from 28.11.2015 Tuesday 03:48 PM ✓

Active from 24.11.2015 Tuesday 01:50 PM ✓

Looked

Looked

Active from 01.12.2015 Tuesday 04:16 PM ✓

Active from 01.12.2015 Tuesday 04:27 PM ✓

Looked

Active from 24.11.2015 Tuesday 04:14 PM ✓

Active from 28.11.2015 Thursday 05:52 AM ✓

Active from 27.11.2015 Friday 09:58 AM ✓

Active from 01.12.2015 Tuesday 10:52 AM ✓

Active from 05.12.2015 Saturday 03:22 PM ✓

Active from 05.12.2015 Thursday 03:27 PM ✓

Active from 05.12.2015 Thursday 05:12 PM ✓

Active from 05.12.2015 Saturday 04:12 PM ✓

Active from 05.12.2015 Saturday 04:15 PM ✓

Activate & Share Now ✓

Activate & Share Now ✓

Active from 19.10.2015 Monday 12:13 PM ✓

**Course Calendar**

2015 << Mar 2016 >> 2017

S	M	T	W	T	F	S
28	29	1	2	3	4	5
6	7	8	9	10	11	12
13	14	15	16	17	18	19
20	21	22	23	24	25	26
27	28	29	30	31	1	2

**Recent activities**

**RNB Global University Registrar**

**RNB Global University Incharge Bikaner**

Windows Taskbar: 15:56, ENL, 24-03-2016

Schedule Activities

Private

Create Event on Timeline



Share Content

Public

Save

Close



Schedule Activities

Active

Create Event on Timeline

Notify Users on save



Share Content

Public

Save

Close



# Assignment and Presentations Uploading



[Home](#)
[Platform](#)
[Course Batches](#)
[ERP Training Session 2018](#)

**ERP Training Session 2018**  
Course Batch

**Course content is now available at your convenience, participate and compete to enhance your skills...**

Be an achiever

**+ Course Content & Activities**

[View report](#)
[Mark as Complete](#)
[Preview](#)

**Course Type: Regular**  
 Starts 4 Aug 2018 - Ends 31 Jan 2019 (3 months left)

[10 Members](#)
  
 RNB G. Acm

**+ DISCUSSIONS**

[View All members](#)


- Manage
- Calendar
- Course details
- Syllabus
- Content
- Delivery Control
- Activities
- Grades
- Participants
- Activity Domain
- Reports



AKHAND PRATAP SINGH



- My Courses
- My Communities
- My Actions
- My Posts
- My Favourites
- My History

Manage Courses

Home » Platform » Course Batches » ERP Training Session 2018 » Manage Activities

### ERP Training Session 2018

Course Batch

## Manage Activities

Name

Type

Status

Search

Configure Grading for Activities...

Type	Activity	Marks	Status	Select Activities	Select Grading Scheme	Weightage(%)	Action
Assignment	28-9-2018 unit:1 Assignment1	10.0	In progress. Started on 28 Sep 2018 - Till 31 Jan 2019   Modify	<input type="checkbox"/>	Please Select	<input type="text"/>	<input type="button" value=""/>
Assignment	23-02-2017 Assignment Preparatory Class followe	10.0	In progress. Started on 23 Jan 2018 - Till 31 Jan 2019   Modify	<input type="checkbox"/>	Please Select	<input type="text"/>	<input type="button" value=""/>



File Edit View History Bookmarks Tools Help  
 PPTS - akhand.singh@rnbgsu.ac.in My Drive - Google Drive X mbconnectuniversity@bik... X Welcome AKHAND PRATAP SINGH X Welcome AKHAND PRATAP SINGH X  
 https://erp1.tcsion.com/UX/home/home\_dashboard?cid=erp-training-session

**RNB Global University**

Home Platform Course Batches ERP Training Session 2018 Manage Activities

**AKHAND PRATAP SINGH**

My Courses My Communities My Actions My Posts My Favourites My History Manage Courses Platform

**ERP Training Session 2018**  
Course Batch

**Manage Activities**

Name Type Activity Marks Status

	Assignment	28-09-2018 Unit 1 Assignment	10.0	In progress. Started on 28 Sep 2019   Modified Jan 2019
	Assignment	23-02-2017 Assignment Preparatory Class followe	10.0	In progress. Started on 23 Jan 2018 - Till 31 Jan 2019   Modified

**Create**

Faculty can use the assessment feature to create set of questions of various types like MCQ, MSQ, Linked Answer Question, Short Answer Question, Subjective Questions, Comprehension, Typing Test and Programming to assess the participants. Faculty can create the assessment using Assignment, Upload or question bank approach (QP or QPT). Faculty can also restrict the attempts required to complete the Assessment. Choice can be made to display the score and correct answers to the participants at the end of assessment.

1

Assessment

Interaction

cost funcl...

cost function

Others

2

Please Select

Please Select

Search the web and Windows

2:45 PM 10/9/2018



[Home](#) | [About Us](#) | [Contact Us](#) | [Privacy Policy](#) | [Terms & Conditions](#) | [Feedback](#)

**RNB Global University**

**ERP Training Session 2018**

**DESCRIPTION OF THE ACTIVITY \***

**Objectives**

**Keywords**

**Map Activity to Syllabus**

**Map Activity to the Activity**

1. To understand the importance of ERP in the business world.  
 2. To understand the various modules of ERP and their applications.  
 3. To understand the role of ERP in the business world.  
 4. To understand the various types of ERP systems and their applications.

**RNB Global University**

**ERP Training Session 2018**

**Module of sub-modules \***

Online Test  File Upload  Download Test & File Upload

Set time limit for writing Online Test

Set allowed number of attempts:

Display Terms & Conditions to Participants

Yes  No

**RNB Global University**

**Registrar**

**Bikaner**

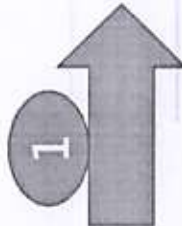
**Incharge**

• Click Save and Schedule

Syllabus Content Delivery Control ERP TRAININ

Save Select All Activities Sync Data

- Unit - 1 - Class Notes
- Topic - 1.1 - 04.08.2018 Unit1- multidisciplinary nature
- Topic - 1.2 - 28.9.2018 unit1 pointer
- Unit - 2 - Additional Reading Material
- Unit - 3 - Assignments



Assienment - 23-02 -2017 Assignment Preparatory Class followed t



Name

Click + icon



TYPE



Assignment

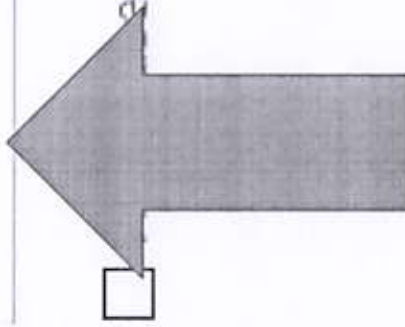
ACTIVITY

10-9-2018 Unit1 Assignment1



:ent/Activities:

Inactive



ers on save

Click Active option



# Evaluating Assignment at LMS




Name	Login Id	Attempt
Pracip Yecava	Pracip.yecava@mglobaledu.in	1
Suhail Tomar	suhail.tomar@mglobaledu.in	1
Sanjay Gupta	sanjay.gupta@mglobaledu.in	1





Click Marks Template and  
download the excel



↓ Marks Template      ↑ Upload Marks      ↓ Download up loaded file

Name

LoginId

Attempt

Pracip Yecava

Pracip.yecava@rbgobal.edu.in

1

Suhail Tomar

suhail.tomar@rbgobal.edu.in

1



A	E	C	D	E	F	G	H
Course ID	88549	Assessment	6398				
Course NanERP Training Session 2018							
Participant	Participant	Login ID	Marks	Total Marks	Status	Feedback	
Pradip	Yadava	Fred.p.yadava	6	10	Evaluated		
Suhail	Tomar	suhail.tomar	7	10	Evaluated		
Sanjay	Gupta	sanjay.gupta	6	10	Evaluated		

Fill the marks enter status Evaluated and also enter feedback if require.

Save the file



## Upload Marks



Upload File \* Download Sample Template

Select File

Submit Cancel

Click Upload marks and then upload excel and click submit



Thank You.....

